

Disposable Soft Wound Retractor

LAP PROTECTOR



Features of Disposable Soft Wound Retractor

- LAP PROTECTOR widens an incision with tensional force of the material and provides larger operative field.
- Since the pressure to open an incision is evenly stretched, it avoids damages to the tissues crushed by the retractors when opening the incision.
- The firm contact with the incision, reduces the risks of wound infection and prevents contact of resected organs with the abdominal walls.

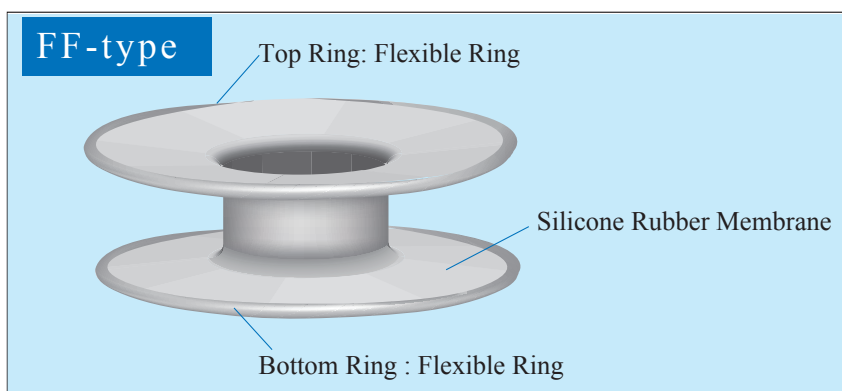
Please read the instructions and all accompanying documents carefully prior to use to avoid any failure.

LAP PROTECTOR

Guideline for thickness of Abdominal wall and Skin Incision, Size of Incision wound


Model	(Device Code)	Type of description	Abdominal Wall	Skin Incision	Incision Wound
① FF1212	(29150100)	Regular	Under 5cm	5cm~8cm	6cm~8cm
② FF1212L	(29150410)	Semi-Long	4cm~8cm	5cm~8cm	6cm~8cm
③ FF1212LL	(29150440)	Long	7cm~12cm	5cm~8cm	6cm~8cm
④ FF1210	(29150110)	Regular 100mm	Under 5cm	3cm~6cm	4cm~6cm
⑤ FF1210L	(29150420)	Semi-long 100mm	4cm~8cm	3cm~6cm	4cm~6cm
⑥ FF1010	(29150460)	100mm	Under 5cm	3cm~6cm	4cm~6cm
⑦ FF1010M	(29150190)	100mm-medium	Under 5cm	3cm~6cm	4cm~6cm
⑧ FF1010HD	(29150630)	100mm-elliptical	Under 5cm	3cm~6cm	4cm~6cm
⑨ FF1515	(29150120)	Large	Under 5cm	8cm~12cm	10cm~12cm
⑩ FF0707	(29150150)	Mini	Under 5cm	2cm~4cm	3cm~4cm
⑪ FF0707D	(29150450)	Mini-elliptical	Under 5cm	2cm~4cm	3cm~4cm
⑫ FF0707L	(29150430)	Mini-semi-long	4cm~8cm	2cm~4cm	3cm~4cm
⑬ FF0707LD	(29150490)	Mini-semi-long-elliptical	4cm~8cm	2cm~4cm	3cm~4cm
⑭ FF0504	(29150160)	Mini-mini	Under 5cm	1cm~2cm	1cm~2cm
⑮ FF0504D	(29150180)	Mini-mini-elliptical	Under 5cm	1cm~2cm	1cm~2cm
⑯ FF0504L	(29150470)	Mini-mini-semi-long	4cm~8cm	1cm~2cm	1cm~2cm
⑰ FF0504LD	(29150480)	Mini-mini-semi-long-elliptical	4cm~8cm	1cm~2cm	1cm~2cm
⑱ FF0504U	(29150170)	Ultra-mini	Under 5cm	1cm~2cm	1cm~2cm
⑲ FF0706S	(29150300)	Thyroidectomy (S)	under 2cm	3. 5cm	3. 5cm
⑳ FF0605S	(29150310)	Thyroidectomy (S)	under 2cm	2. 5cm	2. 5cm
㉑ FF0504S	(29150350)	S:Breast, Thyroid surgeries	under 2cm	1cm~2cm	1cm~2cm
㉒ FF0504SD	(29150400)	Mini-Mini-S-elliptical	under 2cm	1cm~2cm	1cm~2cm
㉓ FF1507S	(29150320)	Axillary dissection, Lacteal gland incision, Thyroid collar incision	under 2cm	5cm~8cm	5cm~8cm
㉔ FF1007S	(29150360)	Peri-Areolar incision	under 2cm	3cm~5cm	3cm~5cm
㉕ FF1005S	(29150330)	Sentinel Lymph Node Biopsy (Large) Peri-Areolar incision	under 2cm	3cm~5cm	3cm~5cm
㉖ FF1004S	(29150370)	Sentinel Lymph Node Biopsy (Medium)	under 2cm	2cm~3cm	2cm~3cm
㉗ FF1003S	(29150380)	Sentinel Lymph Node Biopsy (Small)	under 2cm	2cm~3cm	2cm~3cm
Package					
2 units per Box, individual peel packing for single-use with Eto sterilized					

Illustration and Nomenclature



How to Install LAP PROTECTOR

1. A small skin incision is made as the first operative step



2. The bottom ring is then squeezed so that it assumes an oval shape. The bottom ring is slide halfway through the hole of the top ring at an angle of approximately 45° so that half of the bottom ring is above the plane of the top ring.



3. The bottom ring was advanced slowly into the peritoneal cavity through the incision such that it abutted the peritoneal surface of the abdominal wall.

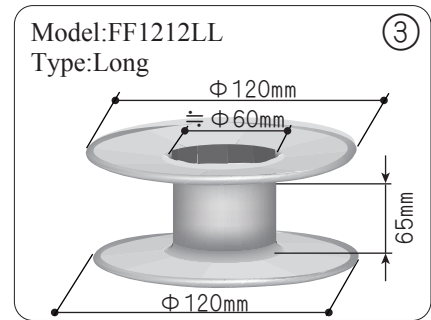
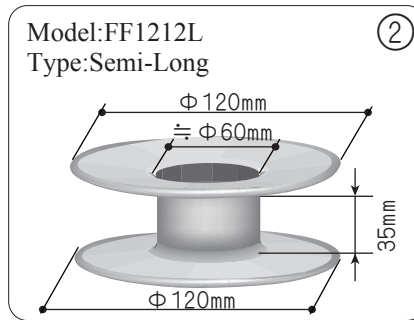
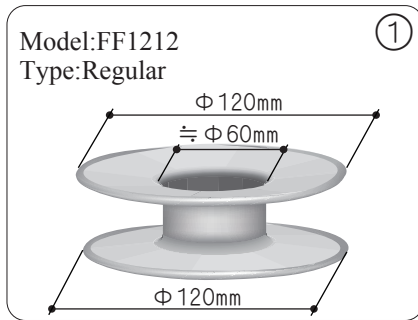


4. With the opposite end of the bottom ring snapped into the frontal abdominal wall also, the device formed a sandwich with the abdominal wall between the two rings, as the top ring remained on the skin surface of incision.

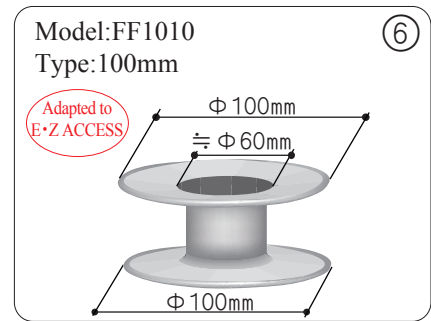
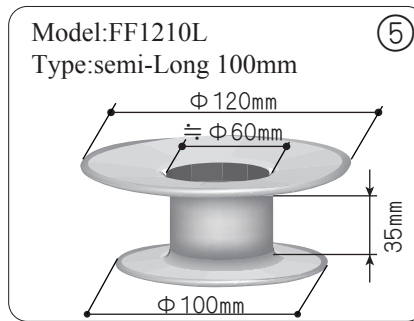
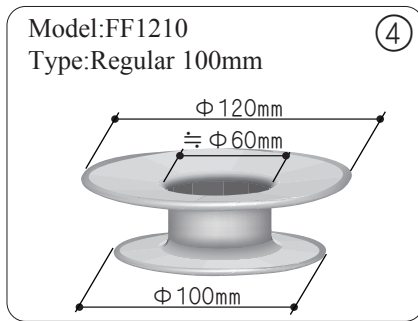


5. Upon completion of the surgical procedures, the bottom ring is taken out of the peritoneal cavity by squeezing part of the bottom ring and pulling it out slowly through the hole of the top ring. Reverse step to remove.

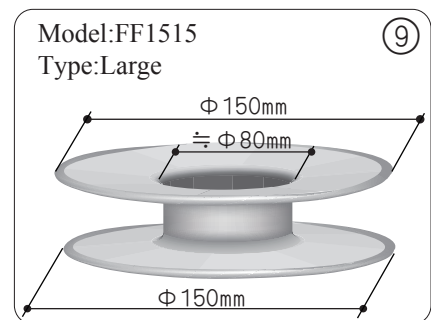
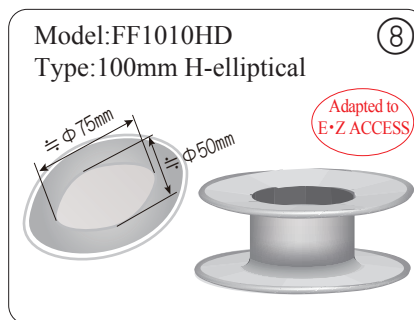
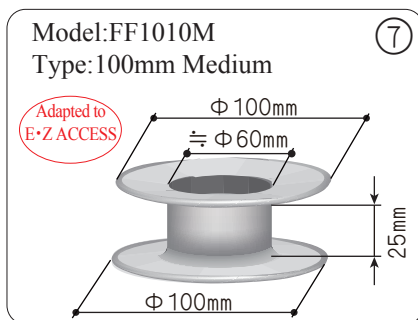
FF Regular Type



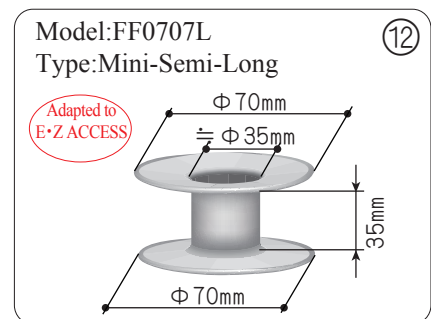
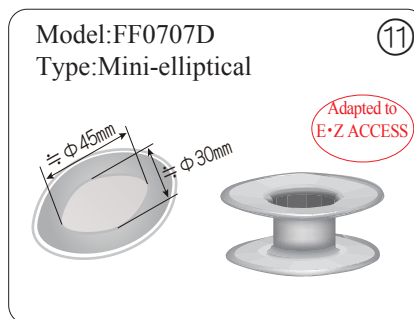
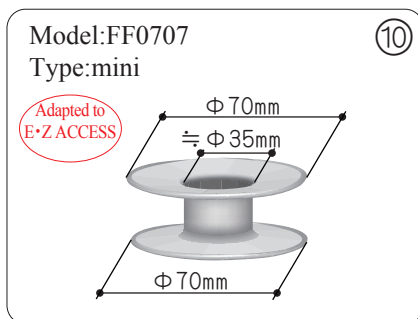
FF Regular 100mm Type



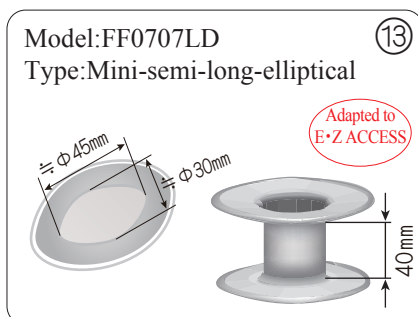
FF 100mm Type



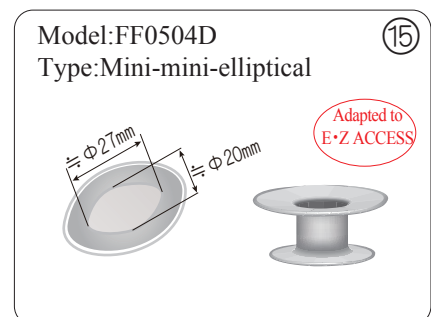
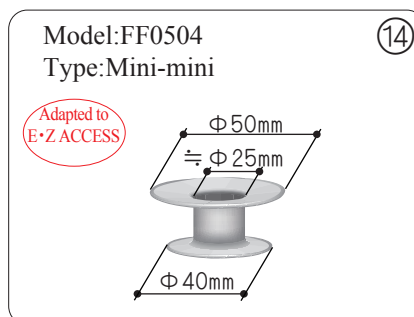
FF Mini Type



FF Mini Type



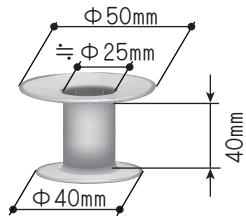
FF Mini-mini Type



FF Mini-mini Type

Model:FF0504L
Type:Mini-mini-semi-long

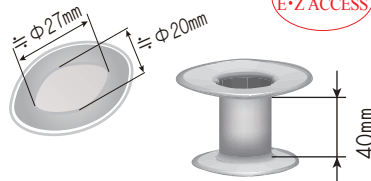
Adapted to
E•Z ACCESS



(16)

Model:FF0504LD
Type:Mini-mini-semi-long-elliptical

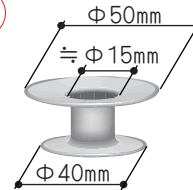
Adapted to
E•Z ACCESS



(17)

Model:FF0504U
Type:Ultra-mini

Adapted to
E•Z ACCESS



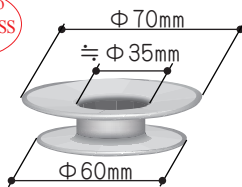
(18)

FF S-Type

*S-Type thickness is approx.5-10mm

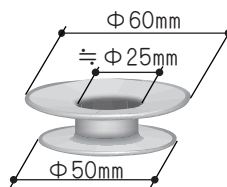
Model:FF0706S
Type:Thyroidectomy (S)

Adapted to
E•Z ACCESS



(19)

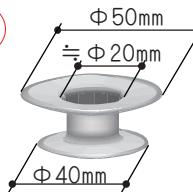
Model:FF0605S
Type:Thyroidectomy (S)



(20)

Model:FF0504S
Type:S(Breast, Thyroid surgeries)

Adapted to
E•Z ACCESS

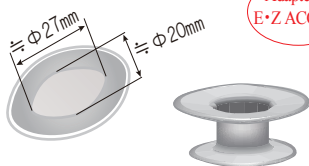


(21)

FF S-Type

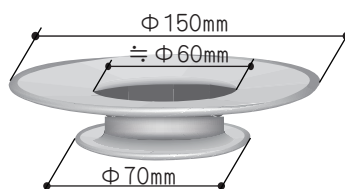
Model:FF0504SD
Type:Mini-mini-s-elliptical

Adapted to
E•Z ACCESS



(22)

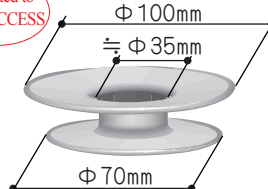
Model:FF1507S
Type:Axillary dissection, Lacteal gland incision, Thyroid collar incision



(23)

Model:FF1007S
Type:Peri-Areolar incision

Adapted to
E•Z ACCESS

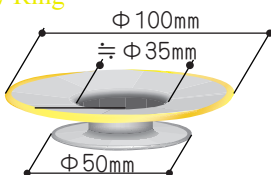


(24)

FF S-Type

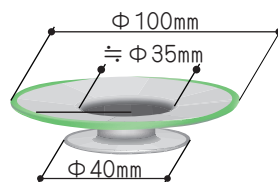
*Sentinel Lymph Node Biopsy with colored ring for identification

Model:FF1005S
Type:Sentinel Lymph Node Biopsy (Large), Peri-Areolar incision
Yellow Ring



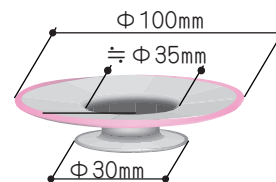
(25)

Model:FF1004S
Type:Sentinel Lymph Node Biopsy (Medium)
Green Ring



(26)

Model:FF1003S
Type:Sentinel Lymph Node Biopsy (Small)
Pink-Ring



(27)

C-Section Protector/Retractor

LAPPROTECTOR



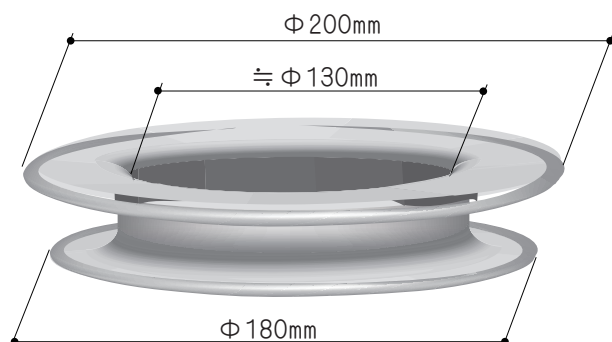
Indications for Use

Provide abdominal access during routine non-urgent cesarean deliveries and protect against wound contamination during open surgery.

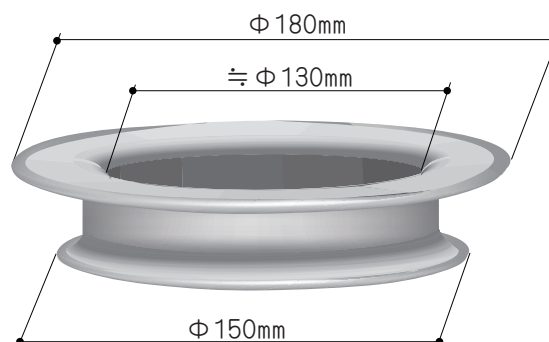
Features

- Allows visualization of wound margins.
- Distributes force evenly, avoiding tissue crush and damage.
- Maximizes surgical efficiency by freeing up valuable hands in the OR.
- Provides Superior contamination Protection.

Model: FF2018
Type: Vertical incision



Model: FF1815
Type: Horizontal incision



Guideline for thickness of Abdominal wall and Skin Incision, Size of Incision wound

Model (Device Code)	Type of description	Abdominal Wall	Skin Incision	Wound Incision
FF2018 (29150600)	Vertical incision	Under 5cm	12cm~14cm	12cm~14cm
FF1815 (29150610)	Horizontal incision			
Package				
2 units per Box, individual peel packing for single-use with Eto sterilized				

Distributed by:

hakko

Manufacturing site;
Hakko co.,Ltd.
1490 Isobe, chikuma-shi, Nagano, Japan
www.hakko-medical.com