

# E•Z ACCESS



### Intended for use

- E•Z ACCESS is a special silicone cap to attach to wound retractor LAP PROTECTOR(Hakko) port for endoscopic/ laparoscopic surgery

### Features

- Attachable to LAP PROTECTOR, and trocars can be placed any position.
- Can be detached from and reattached to LAP PROTECTOR, so that organs can be removed during the procedure.
- Circular and elliptical type are available.
- No interference among several trocars placed in one place.
- Available for the size min.1.5cm ~ Max.5cm of skin incision.

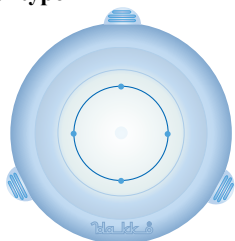
Fixing image



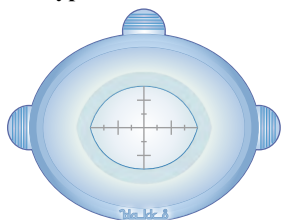
- E•Z TROCER(5mm)x2,(3mm)x1
- E•Z ACCESS
- LAP PROTECTOR

### Illustration and Nomenclature

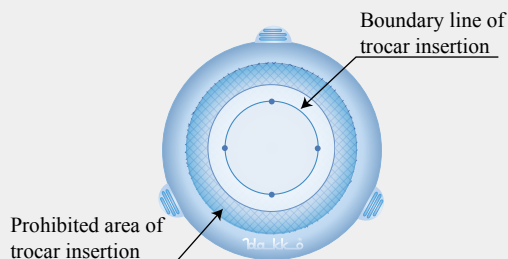
#### Circular type



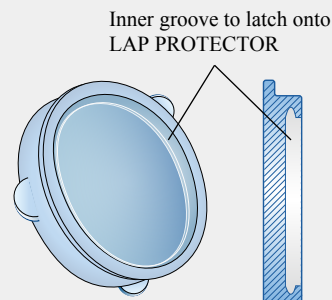
#### Elliptical type



Material:medical grade silicone



\*Insert the trocar inside the boundary line.



When attaching this product to LAP PROTECTOR, please set it in the inner groove firmly.

\*This product is used with LAP PROTECTOR.  
LAP PROTECTOR does not come with this product,  
please select the proper size of LAP PROTECTOR.

### !!Caution!!

Only use plastic-blade type trocars (otherwise, broken pieces may drop off to damage the patient.)

### Specifications

Product Code(JAN code)	Model and Description	Adapted to LAP PRTECTOR Model
29150510 (4526737291789)	E•Z ACCESS for FF07	FF0707,FF0707L,FF0706S
29150520 (4526737291796)	E•Z ACCESS for FF0504	FF0504,FF0504L
29150530 (4526737291949)	E•Z ACCESS for FF1010	FF1010,FF1010M
29150540 (4526737291956)	E•Z ACCESS for FF07D	FF0707D
29150560 (4526737292151)	E•Z ACCESS for FF0504D	FF0504D,FF0504SD,FF0504LD
<b>NEW</b> 29150570 (4526737292403)	E•Z ACCESS for FF1010HD	FF1010HD

### Package

2 units per Box, individual peel packing for single-use with Eto sterilized

Please read the instructions and all accompanying documents carefully prior to use to avoid any failure.

## E-Z ACCESS is a special device to attach to LAP PROTECTOR used for endoscopic surgery.

(LAP PROTECTOR does not come with this product, please select the proper size of LAP PROTECTOR.)

### Instructions for Use

#### 1) Setting the Trocar for insufflation

Insert the trocar at a voluntary position inside of boundary line at a transparent part of this product. Concerning the depth of insert, measure the distance from the ring of the LAP PROTECTOR until the internal organ but such distance with which the point will not hurt the internal organ (Fig.1).

**!!Caution!! Only use plastic-blade type trocars (otherwise, broken pieces may drop off to damage the patient.)**

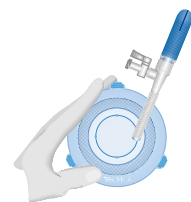


Fig.1

#### 2) Loading Cap and insufflation

Pull out obturator of Trocar and implant it into the inner sulcus through the whole circumference of the ring of the Lap Protector already loaded previously on the abdomen, avoiding that the point of trocar will not touch Lap Protector and the internal organ (Fig 2 and 3).

Then, start sufflation from insafflation tap of Trocar.

**!!Caution!! When loading this product to the LAP PROTECTOR, make sure that it fully covers the LAP PROTECTOR to fit the inner groove (to avoid pneumoperitoneum gas leakage and also to avoid the product from falling off).**

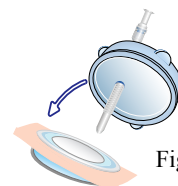


Fig.2



Fig.3

#### 3) Additional setting of 5mm size Trocar:

If set an additional trocar of 5mm, insert it into the product, considering the position from the trocar for pneumoperitoneum. It must be attained correctly at the abdomen cavity, avoiding that the point trocar will not touch Lap Protector and perform the process (Fig 4 and 5).

**!!Caution!! To insert 10mm/12mm trocars, eject the abdominal air pressure, and then carefully remove this product from the LAP PROTECTOR; avoid the trocar tip from touching the LAP PROTECTOR or organs when removing.**

**Pull out the 5mm trocar and place 10mm/12mm trocars.**

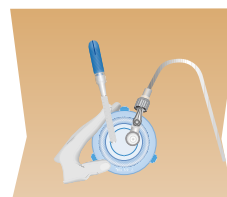


Fig.4

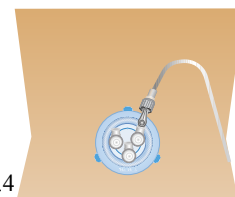


Fig.5

## Connectable Products

### E-Z TROCAR 5mm

Specification							
Code	Description	Model	Length	SET		ACCESSARY	Package
29170700	Long, Single, Tap cap	SG951-V12	95mm	Obturator 1	Sleeve 1	Smart disc x1	5 units per box, individual peel package for single- use with EtO sterilization.
29170720	Short, Single, Tap cap	SG701-V12	70mm				
29170710	Long, Twin, Tap cap	SG952-V12	95mm	Obturator 1	Sleeve 2	Smart disc x2	
29170730	Short, Twin, Tap cap	SG702-V12	70mm				
29170320	Long, Single, Stopcock	S951-CV12	95mm	Obturator 1	Sleeve 1	Smart disc x1	
29170520	Short, Single, Stopcock	S701-CV12	70mm				



### LAP PROTECTOR

Specification						
Device Code	Model	Type of description	Abdominal Wall	Skin Incision	Wound size	
29150150	FF0707	Mini	under 5cm	2cm~4cm	3cm~4cm	
29150430	FF0707L	Mini-semi-long	4cm~8cm	2cm~4cm	3cm~4cm	
29150450	FF0707D	Mini-elliptical	under 5cm	2cm~4cm	3cm~4cm	
29150300	FF0706S	Thyroidectomy (S)	for skin	3.5cm	3.5m	
29150160	FF0504	Mini-mini	under 5cm	1cm~2cm	1cm~2cm	
29150460	FF1010	100mm	under 5cm	3cm~6cm	4cm~6cm	
29150180	FF0504D	Mini-mini-elliptical	under 5cm	1cm~2cm	1cm~2cm	
29150400	FF0504SD	Mini-Mini-S-elliptical	under 2cm	1cm~2cm	1cm~2cm	
29150470	FF0504L	Mini-mini-semi-long	4cm~8cm	1cm~2cm	1cm~2cm	
29150480	FF0504LD	Mini-mini-semi-long-elliptical	4cm~8cm	1cm~2cm	1cm~2cm	
29150490	FF0707LD	Mini-semi-long-elliptical	4cm~8cm	2cm~4cm	3cm~4cm	
29150190	FF1010M	100mm-medium	under 5cm	3cm~6cm	4cm~6cm	
NEW 29150630	FF1010HD	100mm-elliptical	under 5cm	3cm~6cm	4cm~6cm	
Package						
2 units per Box, individual peel packing for single-use with Eto sterilized						



Distributed by:

Manufacturing site;  
Hakko co.,Ltd.  
1490 Isobe, chikuma-shi, Nagano, Japan  
www.hakko-medical.com

